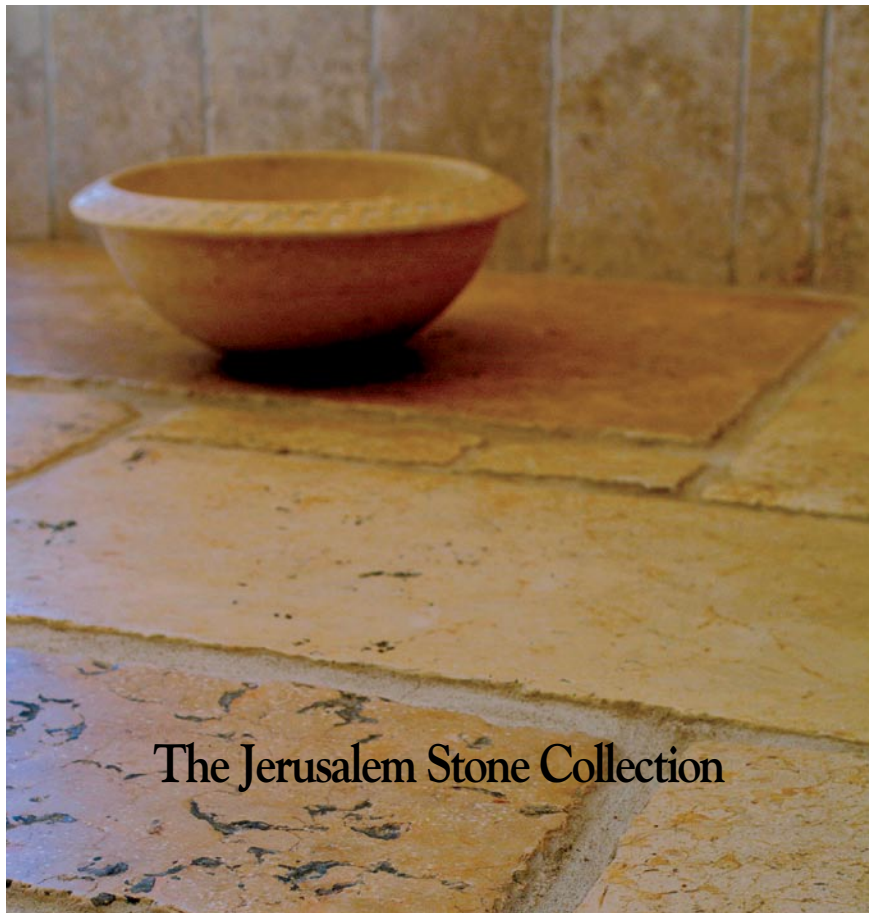


# Whipping up a Delectable Kitchen!



By Melanie Chatfield





The Jerusalem Stone Collection

# CARMEL TILE & MARBLE CO.

Everything  
BEAUTIFUL  
and  
UNIQUE  
in  
TILE & STONE

Superior Quality  
Natural Stone & Ceramic Tile  
at the  
Best Pricing in California

Visit our showroom at  
26382 Carmel Rancho Lane, Carmel

831.625.6216 • CarmelTile.com  
Hours: M-F 9-5pm • Sat 10-4pm

The duo loves to entertain, and of course, Sven is master of all things culinary. “We wanted a kitchen large enough for working while communing with our guests,” says Sven. “The windowed nook and open spaces around the island let people participate or just hang out while we’re putting a meal together.”


Before the remodel, the front door led directly into the expansive great room. With the addition of a wall and the sacrifice of a small closet, they created a welcoming hallway that flows to the kitchen.

While every kitchen that Sven creates for clients is designed to suit the way the client uses the room, this one is all Sven. “For our kitchen, I used non-traditional dimensions and approaches to storage and preparation areas that support the way I work,” says Sven. There is a strategy behind the size, depth and placement of each element.



WHEN ROGER HARNED AND SVEN HOFFMANN, OF ROGER HARNED DESIGN, decided to remodel their Quail home, the kitchen quickly rose to the top as a priority for Sven. Why, you ask? Sven spent most of his adult life as a chef in Europe and the United States. A graduate of the Culinary School of Hamburg, Germany, he worked at Auberge du Soleil in Rutherford and California Café in Napa. And, though he’s retired from the profession, it’s very much in his blood. For him, there’s an enjoyable ritual and order even to preparing the morning’s latte, not to mention his prowess with entrees, appetizers and pastries.

Purchasing the home in mid-2004, Roger and Sven got to work almost immediately on an extensive remodel that not only encompassed the kitchen, but the entire house. Artfully-designed down to the last detail, the amazing transformation took six months.




Visit our website @



[www.ultimate-kitchen.com](http://www.ultimate-kitchen.com)

Complete kitchen  
& bath remodeling



Complete design  
& planning



Custom cabinets



Turn key projects

831.883.9153

[www.ultimate-kitchen.com](http://www.ultimate-kitchen.com)

Visit our Showroom *by appointment*  
3348 Paul Davis Dr. Ste. 103 Marina



It's an intuitive design that affords the ultimate in utility and ease. On the surface, it's all modern chic, an artistic work in wood, granite and stainless steel. Inside, it's all function.

The centerpiece of the kitchen is a long, extra-deep island. The surface, like that of the other countertops, is of granite slab. "Granite is durable and forgiving," says Sven, "and stands up to heat and anything that's accidentally dropped on it." The island is outfitted with a cutting board inset into the granite. While it slides out for cleaning, it stays firmly in place during use. Seating for two is arranged on the end nearest the dining nook. Since this is where most food preparation takes place, a system

of drawers, rather than more traditional cupboards, keeps utensils, ingredients, small appliances and other needed items close at hand.

Each drawer is custom-designed and sized for a specific purpose. "I measured the longest knife, the maximum height of small appliances and the largest boxes or bowls we plan to store, and designed the space to fit." Inside the drawers, dividers are grooved, making the sections adjustable. "It's so much more efficient to look down into a single row of small appliances or find the right utensil without having to move other things aside."

Sven's approach to storage is carried throughout the room with additional drawers, cupboards and a host of cabinetry that features pull-out shelving. A unique corner cupboard system, made by Häfele of Germany, pulls out for easy access to lesser used items and then disappears back into the cupboards. Yet another innovative feature is a large pull-out pantry that is open on two sides. It houses the microwave as well as ample supplies. "Everything is at eye level so there's no cause for an aching back," says Roger. A second pantry, closed on the side that faces the dining room, does double duty as storage for wine, beer and other spirits, while the upper shelves hold 'bar snacks.' "We like things hidden," says Roger.

The Bosch dishwasher, disguised as a drawer, sits conveniently next to the sink. "We chose Bosch because it holds our tallest dishes," says Sven. A six-burner Wolf stove was selected for its ease of use and clean up. "And it doesn't hurt that it's beautiful," he continues. The back splash behind the stove is a stunning creation that incorporates the granite of the countertops interspersed with gleaming black granite tiles. A Thermador refrigerator, toned to match the wood, was built into the surrounding cabinetry.

Over the island, a large, peaked skylight drenches the kitchen with sunlight. Copper pots collected over the course of several years hang on a massive pot rack suspended by thick chains.

A pass-through window to the dining room was left in place to elongate the views of the lush landscaping just outside. "We debated about closing that off because we're not particularly fond of the 'pass-through' look," says Roger. "But it would have meant sacrificing the view."

Recessed lighting, oak floors, maple cabinets, granite countertops and stainless steel fixtures and drawer pulls enhance the comfortable atmosphere of the room, and help achieve a kitchen that fuses masterful design with superior functionality. ■

## Look at What You Can Do!

Ask our friendly experts about any of these products and services!



Building & Landscape Supplies

Granite Countertops

Pavers

Retaining Walls

Rock, Sand, Gravel

Delivery Services

Natural Stone

831.392.3700  
1755 Del Monte Blvd.  
Seaside

831.775.3500  
400 Work Street  
Salinas

  
**Graniterock**  
graniterock.com

### RESOURCES...

Roger Harned Design  
Roger Harned and Sven Hoffmann  
Carmel Valley  
(831) 626-1770

Built In Distributors  
(831) 758-2519  
www.bidappliance.com

Del Rey Supply  
Seaside  
(831) 899-2525  
www.delraysupply.com

Integrated Resources Group, Inc.  
Brisbane  
(415) 657-0280  
www.marblecompany.com

Killett Construction  
Carmel  
(831) 626-1064

Sunshine Painting  
Pacific Grove  
(831) 373-2329